
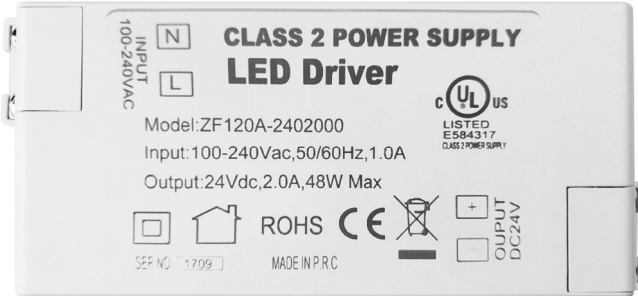





Class 2 Power Supply 24V 2A



100-240V AC IN



24V DC Out



INPUT CHARACTERISTICS

Input Voltage: Nominal Voltage: 100-240Vac Variation Range: 90-264Vac

Input Frequency: Nominal Frequency: 50/60Hz Frequency Variation: 47-63Hz

Input Current: 1 Amps max at any input voltage and rated, DC output rated load.

Inrush Current: 30Amps Max. Cold start at 240Vac input, with rated load and 25° ambient temperature.

AC Leakage Current: 0.25mA Max At 240Vac input.

OUTPUT CHARACTERISTICS

Power Output

Voltage	Min. Load	Max. Load	Standby power	Output Power
+24Vdc	0A	2A	0.5W	48W

Combined Load/Line Regulation:

Voltage	Min. Voltage	Max. Voltage	Line Regulation	Load Regulation
+24Vdc	24.0V	25.2V	±5%	±5%

Ripple And Noise:

The ripple and noise are as follows when measure with Max. Bandwidth of 20MHz and Parallel 47uF/0.1uF, crossed connected at testing point.

Voltage	Ripple And Noise (Max.)
+24Vdc	130.5mVp-p

Turn On Delay Time: 2 second Max. At 115Vac input and output Max. Load.

Rise Time: 40mS Max. At 115Vac input and output Max. Load.

Hold Up Time: 5mS Min. At 115Vac input and output Max. Load.

Efficiency:

80%Min. At 100Vac input and output Max. Load.

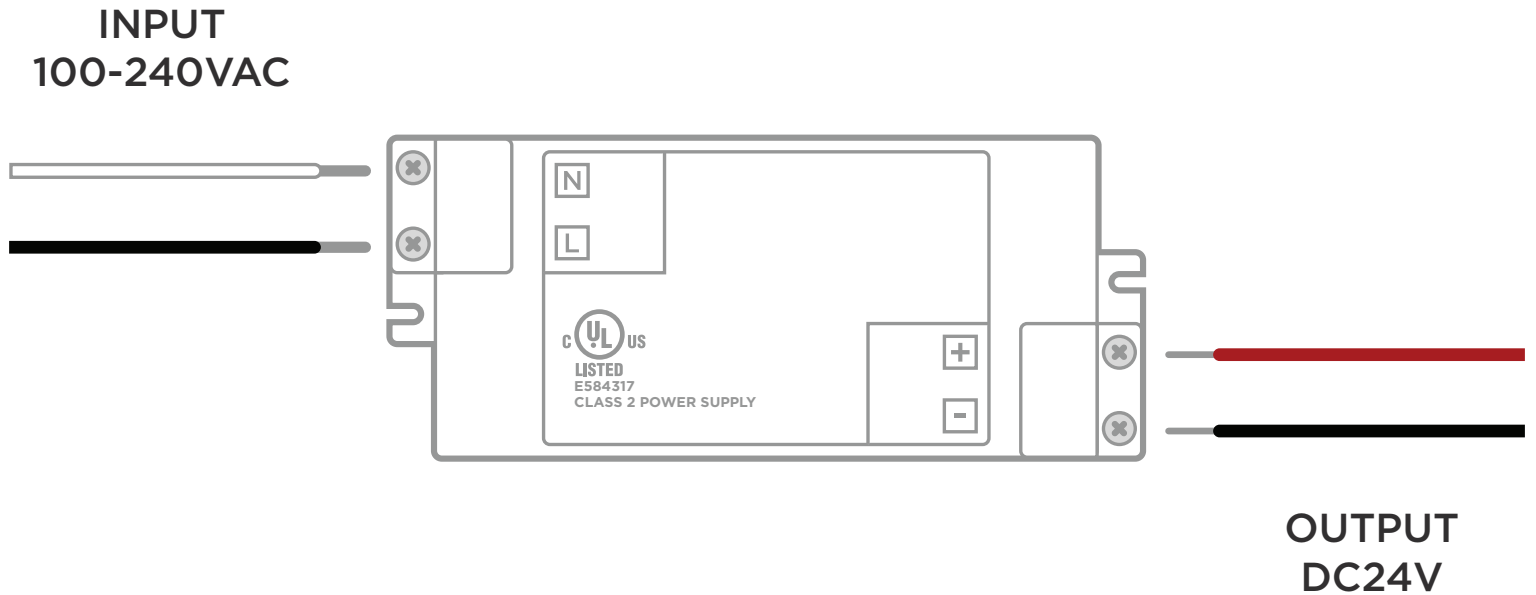
83%Min. At 240Vac input and output Max. Load.

Overshoot: 15%Max. When power supply at turn on or turn off. No-load loss is not more than 0.5W.



Class 2 Power Supply 24V 2A

CONNECTION DIAGRAM



DIMENSIONS

Length: 120mm **Width:** 50mm **Height:** 32mm

SAFETY AND EMC REQUIREMENT:

Match Standard with CLASS 2 cUL E584317 ROHS

PROTECTION REQUIREMENT

Short Circuit Protection: The power supply will auto recover when short circuit faults remove.

Over current Protection: The power supply will auto recover when over current faults remove.

Over Voltage Protection: The power supply will not auto recover when fault is removed.

ENVIRONMENTAL REQUIREMENT:

Operating Temperature: 0 to 40, Full load Normal operation.

Storage Temperature: -20 to 85, (With package).

Relative Humidity: 5%(0) 90%(40) RH, 72Hrs, Full load Normal operating.

The product has to restore to its original situation after power off/on.